



产品配色与工艺说明图

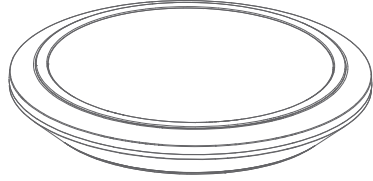
Product Colour, Material & Finishing Specifications

Product Model 产品型号	AZCP-F002	Brand 品牌	中性	Part number 物料编号	
Product Type 产品类	无线充电器说明书	Description 描述	/	Job No. 图档编码	
Dimension 尺寸	90*65mm	Original Designer 原设计师	叶少敏	Date 日期	2016.08.03
Scale 比例	1:1	Technology 工艺	128g哑粉纸 双面四色印刷	Verifying 审核	
Revision 版本号	1.0	Change description 版本变更描述			

Fast Wireless Charger User Manual

User Manual

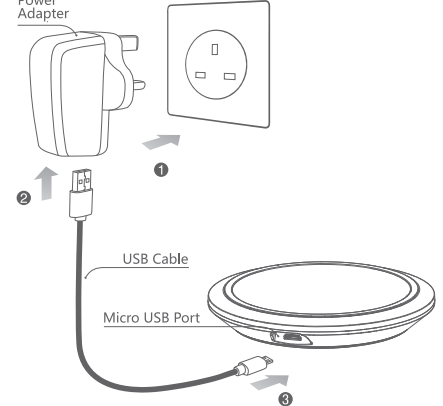
Thanks for choosing us!
This is a smart phone wireless charger that allows you enjoy the fun of digital products easily.
Please kindly read the user manual before using and keep it for future reference.



Specification:

Input : DC5V,2.0A DC9V,1.8A	Charging distance : ≤10mm
Frequency : 110~205KHZ	Conversion : ≥72%
Dimensions : 90×90×15mm	NW : 95g

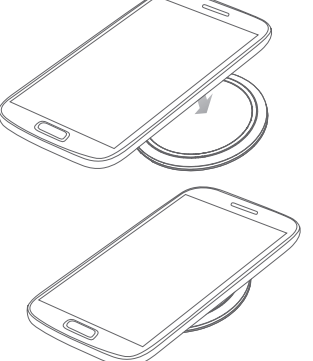
Connect to Power Adapter



- Connect the power adapter to socket.
- Connect adapter to the USB 2.0 interface,the other Micro USB to pad.
- Connect to power supply, the blue indicator light will flash twice and turn off, then enter standby mode.

Note: Only QC 2.0 standard power adapter supprt this product's quick charge functon.You need to buy power adapter separately.

Charging Mode



- Connect to power supply, the blue indicator light will flash twice and turn off, then enter standby mode.
- Put a wireless charging phone on the device, the indicator light will turn on and keep blue shows start charging. The indicator light will turn off and enter standby mode when the phone removed from the device.

Notes

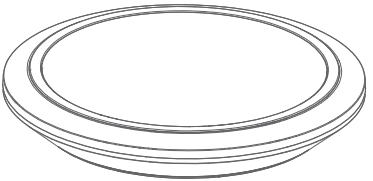
- Do not squeeze or collisions.
- Do not disassemble or throw into fire or water,to avoid causing a short circuit leakage.
- Do not use wireless charger in severely hot,humid or corrosive environments,to avoid circuit damage and occurs leakage phenomnon.
- Do not place too close with magnetic stripe or chip card (ID card,bank cards,etc.)to avoid magnetic failure.
- Please keep the distance at least 20cm between implantable medical devices(pacemakers,implantable cochlear,etc.)and the wireless charger,to avoid potential interference with the medical device.
- To take care of the children,to ensure that they won' t play the wireless charger as a toy,to avoid unnecessary accidents.

The involved images are sketch maps,the final product as per the material subjects.
Includes:wireless charger,Power cable,user' s manual.

快速无线充电器 用户手册

用户手册


感谢您购买本产品，本产品是一款智能手机无线充电器，能让您轻松体验数码产品的无限乐趣。
使用本产品前请认真阅读本手册并妥善保存，以备查阅。



规格参数

输入电压：DC5V,2A DC9V,1.8A	接收距离：≤10mm
工作频率：110-205KHz	电力转换：≥72%
规格尺寸：90x90x15mm	产品重量：95g

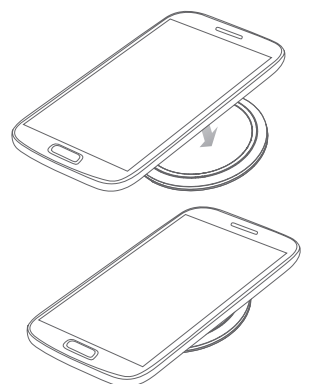
连接适配器充电



- 将电源适配器插在插座上。
- USB电源线一端连接适配器，一端连接充电板。
- 连接电源，蓝色指示灯闪烁2次后熄灭进入待机模式。

注：只有QC2.0 标准的电源适配器才能支持本产品的快充功能，电源适配器需另外购买

手机正确充电方式



- 连接电源，蓝色指示灯闪烁2次后熄灭进入待机模式。
- 将带有无线充电功能的手机放置在发射板上，蓝色指示灯长亮表示开始充电，移除手机，指示灯熄灭，进入待机模式。

注意事项

- 请勿挤压或碰撞。
- 请勿自行拆卸或投入火中、水中，避免造成短路漏电。
- 请勿在严重高温、潮湿或腐蚀性环境下使用无线充电器，避免损坏电路出现漏电现象。
- 请勿与带磁条或者芯片的磁卡（身份证、银行卡等）放置太近，避免造成磁卡失效。
- 请保持植入医疗设备（心脏起搏器、植入性耳蜗等）与无线充电器之间的距离至少为20cm，以避免对医疗设备造成潜在干扰。
- 应看管好儿童，以确保他们不将无线充电器当成玩具来玩，以避免不必要的意外。

说明书涉及图片均为示意图，最终产品以实物为准。
内含：无线充电器、电源线、产品说明书